



NATIONAL CAPITAL REGION INSTITUTE OF MEDICAL SCIENCES, MEERUT


(Run by : KSD Charitable Trust, Meerut)
Mobile: 7409177774, 7409166665 | web: www.ncrinstituteofmedicalsciences.com
e-mail: ncrimsm Meerut@gmail.com & ncrimshr@gmail.com

Clinical Postings for Phase – II MBBS Batch (2023-24)


| Date 2024 (4 wks) | Internal Medicine (IM) 9 Wk | General Surgery (SU) 7 wk | Obstetrics & Gynecology (OG) 7 wk | Paediatrics (PE) 4 wk | Community Medicine (CM) 4 wk |
|-----------------------|--------------------------------|------------------------------|--------------------------------------|----------------------------|---------------------------------|
| 04 Nov-03 Dec | A | B | C | D | E |
| 04 Dec-02 Jan | B | C | D | E | A |
| 03 Jan- 02 March | C | D | E | A | B |
| 03 March-02 April | D | E | A | B | C |
| 03 April – 02 May | E | A | B | C | D |
| Date 2024 (2 wks) | Internal Medicine (IM) | General Surgery (SU) | Obstetrics & Gynecology (OG) | Orthopaedics (OR) 02 Wk | Dermatology (DR) 02 wk |
| 03 May -17 May | A | B | C | D | E |
| 18 May- 01 June | B | C | D | E | A |
| 02 June-16 June | C | D | E | A | B |
| 17 June-01 July | D | E | A | B | C |
| 02 July-16 July | E | A | B | C | D |
| Date 2024 (1 wk) | Internal Medicine (IM) | General Surgery (SU) | Obstetrics & Gynecology (OG) | Dentistry (01 wk) | Community Medicine (CM) |
| 17 July-23 July | A | B | C | D | E |
| 24 July -30 July | B | C | D | E | A |
| 31 July-06 Aug | C | D | E | A | B |
| 17 Aug-13 Aug | D | E | A | B | C |
| 14 Aug-20 Aug | E | A | B | C | D |
| Date 2024 (02 wks) | Internal Medicine (IM) | General Surgery (SU) | Obstetrics & Gynecology (OG) | Paediatrics (PE) | Orthopaedics (OR) |
| 21 Aug-04 Sept | A | B | C | D | E |
| 05 Sept-19 Sept | B | C | D | E | A |
| 20 Sept-04 Oct | C | D | E | A | B |
| 05 Oct-19 Oct | D | E | A | B | C |
| 20 Oct-03 Nov | E | A | B | C | D |

Batch wise distribution according to Roll Numbers

| Batch | Roll Number | Batch | Roll Number |
|-------|-------------|-------|-------------|
| A | 1 to 30 | D | 91 to 120 |
| B | 31 to 60 | E | 121 to 150 |
| C | 61 to 90 | - | - |



Dr. S.K Garg
Principal
NCRIMS



Dr. Shubha Srivastava
Coordinator, MEU &Curriculun
NCRIMS

Clinical Posting for Phase-II MBBS Batch 2023-24

The Clinical Postings for Phase - II MBBS students, 2023-2024 Batch, in different departments are from “ **Mon to Fri 10:30 AM to 01:30 PM (15 Hours a week).** “

The Last day of Clinical Postings has been assigned for Ward Leaving Assessment / Viva voce for each Clinical Department.

As per the Learner Doctor Method of Clinical Training, the Phase II MBBS student, is expected to be trained in History Taking, Physical Examination, Assessment of change in clinical status, Communication and Patient Education during his Clinical Postings in Phase II.

INTERNAL MEDICINE (IM)

Each group of students will be posted in IM (as per Batch distribution) for Nine (09) Weeks, as per new guidelines Dated: 01 Aug 2023 (Monday to Friday 10:30 AM to 01:30 PM).

| Dates | Batches | Dates | Batches | Dates | Batches | Dates | Batches |
|---------------|---------|-----------------|---------|------------------|---------|-----------------|---------|
| 22 Nov-28 Nov | A | 03 May -17 May | A | 17 July-23 July | A | 21 Aug-04 Sept | A |
| 29 Nov-04 Dec | B | 18 May- 01 June | B | 24 July -30 July | B | 05 sept-19 Sept | B |
| 05 Dec-11 Dec | C | 02 June-16 June | C | 31 july-06 Aug | C | 20 Sept-04 Oct | C |
| 12 Dec-18 Dec | D | 17 June-01 July | D | 17Aug-13 Aug | D | 05 Oct-19 Oct | D |
| 19 Dec-25 Dec | E | 02 July-16 July | E | 14 Aug-20 Aug | E | 20 Oct-03 Nov | E |

Batch wise distribution according to Roll Numbers

| Batch | Roll Number | Batch | Roll Number |
|-------|-------------|-------|-------------|
| A | 1 to 30 | D | 91 to 120 |
| B | 31 to 60 | E | 121 to 150 |
| C | 61 to 90 | - | - |

| Day | Competency No | Activity by Learner | Formative Assessment method | Faculty |
|------------|----------------------|--|-------------------------------------|----------------------------------|
| 1 | IM1.10 | Elicit documents and present an appropriate history that will establish the, cause and severity of heart failure including: Presenting complaints, precipitating and exacerbating factors, risk suggestive of infective endocarditis | Skill Assessment / Logbook | AS PER BATCH DISTRIBUTION |
| 2 | IM1.10 | Elicit documents and present an appropriate history that will establish the diagnosis of Heart failure | Skill Assessment / Logbook | |
| 3 | IM1.11 | Perform and demonstrate a systematic examination based on the history that will help establish the diagnosis and estimate its severity including: measurement of pulse , blood pressure and respiratory rate, jugular venous forms and pulses, peripheral pulses, conjunctiva and fundus, lung, cardiac examination including palpation and auscultation with identification of heart sounds and murmurs, abdominal distension and splenic palpation | Skill Assessment / Viva voce | |
| 4 | IM1.11 | Perform and demonstrate a systematic examination based on the history that will | Skill Assessment / Viva voce | |

| | | | | |
|----|--------|--|-------------------------------------|--|
| | | help establish the diagnosis and estimate its severity including: measurement of pulse , blood pressure and respiratory rate, jugular venous forms and pulses, peripheral pulses, conjunctiva and fundus, lung, cardiac examination including palpation and auscultation with identification of heart sounds and murmurs, abdominal distension and splenic palpation | | |
| 5 | IM1.12 | Demonstrate peripheral pulse, volume, character, quality and variation in various causes of heart failure | Skill Assessment / Viva voce | |
| 6 | IM1.12 | Demonstrate peripheral pulse, volume, character, quality and variation in various causes of heart failure | Skill Assessment / Viva voce | |
| 7 | IM1.13 | Measure the blood pressure accurately, recognize and discuss alterations in blood pressure in valvular heart disease and other causes of heart failure and cardiac tamponade | Skill Assessment / Viva voce | |
| 8 | IM1.13 | Measure the blood pressure accurately, recognize and discuss alterations in blood pressure in valvular heart disease and other causes of heart failure and cardiac tamponade | Skill Assessment / Viva voce | |
| 9 | IM1.15 | Identify and describe the timing, pitch quality conduction and significance of precordial murmurs and their variations | Skill Assessment / Viva voce | |
| 10 | IM1.15 | Identify and describe the timing, pitch quality | Skill Assessment | |

| | | | | |
|-----------|--------|--|-------------------------------------|--|
| | | conduction and significance of precordial murmurs and their variations | / Viva voce | |
| 11 | IM1.16 | Generate an differential diagnosis based on the clinical presentation and prioritise it based on the most likely diagnosis | Viva voce | |
| 12 | IM1.16 | Generate an differential diagnosis based on the clinical presentation and prioritise it based on the most likely diagnosis | Viva voce | |
| 13 | IM1.17 | Order and interpret diagnostic testing based on the clinical diagnosis including 12 lead ECG, chest radiograph, blood cultures | Viva voce | |
| 14 | IM1.17 | Order and interpret diagnostic testing based on the clinical diagnosis including 12 lead ECG, chest radiograph, blood cultures | Viva voce | |
| 15 | IM1.18 | Perform and interpret a 12 lead ECG | Skill Assessment / Viva voce | |
| 16 | IM1.18 | Perform and interpret a 12 lead ECG | Skill Assessment / Viva voce | |
| 17 | IM1.18 | Perform and interpret a 12 lead ECG | Skill Assessment / Viva voce | |
| 18 | IM1.18 | Perform and interpret a 12 lead ECG | Skill Assessment / Viva voce | |
| 19 | IM1.21 | Describe and discuss and identify the clinical | Skill Assessment | |

| | | | | |
|-----------|--------|---|--|--|
| | | features of acute and sub acute endocarditic, echocardiography findings, blood culture and sensitivity and therapy | / Viva voce | |
| 20 | IM1.21 | Describe and discuss and identify the clinical features of acute and sub acute endocarditic, echocardiography findings, blood culture and sensitivity and therapy | Skill Assessment / Viva voce | |
| 21 | IM1.27 | Describe and discuss the role of penicillin prophylaxis in the prevention of rheumatic heart disease | Viva voce | |
| 22 | IM1.27 | Describe and discuss the role of penicillin prophylaxis in the prevention of rheumatic heart disease | Viva voce | |
| 23 | IM1.28 | Enumerate the causes of adult presentations of congenital heart disease and describe the distinguishing features between cyanotic and acyanotic heart disease | Viva voce | |
| 24 | IM1.28 | Enumerate the causes of adult presentations of congenital heart disease and describe the distinguishing features between cyanotic and acyanotic heart disease | Viva voce | |
| 25 | IM1.29 | Elicit document and present an appropriate history, demonstrate correctly general examination, relevant clinical findings and | Skill Assessment / Logbook | |

| | | | | |
|----|--------|---|----------------------------|--|
| | | formulate document and present a management plan for an adult patient presenting with a common form of congenital heart disease | | |
| 26 | IM1.29 | Elicit document and present an appropriate history, demonstrate correctly general examination, relevant clinical findings and formulate document and present a management plan for an adult patient presenting with a common form of congenital heart disease | Skill Assessment / Logbook | |
| 27 | IM2.6 | Elicit document and present an appropriate history that includes onset evolution, presentation risk factors, family history, comorbid conditions, complications, medication, history of atherosclerosis, IHD and coronary syndromes | Skill Assessment / Logbook | |
| 28 | IM2.6 | Elicit document and present an appropriate history that includes onset evolution, presentation risk factors, family history, comorbid conditions, complications, medication, history of atherosclerosis, IHD and coronary syndromes | Skill Assessment / Logbook | |
| 29 | IM2.6 | Elicit document and present an appropriate history that includes onset evolution, presentation risk factors, family history, comorbid conditions, complications, | Skill Assessment / Logbook | |

| | | | | |
|-----------|--------|---|--|--|
| | | medication, history of atherosclerosis, IHD and coronary syndromes | | |
| 30 | IM2.7 | Perform, demonstrate and document a physical examination including a vascular and cardiac examination that is appropriate for the clinical presentation | Skill Assessment / Viva voce | |
| 31 | IM2.7 | Perform, demonstrate and document a physical examination including a vascular and cardiac examination that is appropriate for the clinical presentation | Skill Assessment / Viva voce | |
| 32 | IM2.7 | Perform, demonstrate and document a physical examination including a vascular and cardiac examination that is appropriate for the clinical presentation | Skill Assessment / Viva voce | |
| 33 | IM2.9 | Distinguish and differentiate between stable and unstable angina and AMI based on the clinical presentation | Viva voce | |
| 34 | IM2.9 | Distinguish and differentiate between stable and unstable angina and AMI based on the clinical presentation | Viva voce | |
| 35 | IM2.10 | Demonstrate and measure jugular venous distension | Skill Assessment / Viva voce | |
| 36 | IM2.10 | Demonstrate and measure jugular venous distension | Skill Assessment / Viva voce | |
| 37 | IM2.11 | Order and interpret a chest X-ray and markers of acute myocardial infarction | Skill Assessment / Viva voce | |

| | | | | |
|-----------|--------|--|--|--|
| 38 | IM2.11 | Order and interpret a chest X-ray and markers of acute myocardial infarction | Skill Assessment / Viva voce | |
| 39 | IM2.11 | Order and interpret a chest X-ray and markers of acute myocardial infarction | Skill Assessment / Viva voce | |
| 40 | IM2.12 | Choose and interpret a lipid profile and identify the desirable lipid profile in the clinical context | Skill Assessment / Viva voce | |
| 41 | IM2.12 | Choose and interpret a lipid profile and identify the desirable lipid profile in the clinical context | Skill Assessment / Viva voce | |
| 42 | IM3.5 | Perform, document and demonstrate a physical examination including general examination and appropriate examination of the lungs that establishes the diagnosis, complication and severity of disease | Skill Assessment/ Viva voce / Logbook | |
| 43 | IM3.5 | Perform, document and demonstrate a physical examination including general examination and appropriate examination of the lungs that establishes the diagnosis, complication and severity of disease | Skill Assessment/ Viva voce / Logbook | |
| 44 | IM3.5 | Perform, document and demonstrate a physical examination including general examination and appropriate examination of the lungs that establishes the diagnosis, complication and severity of disease | Skill Assessment/ Viva voce / Logbook | |

| | | |
|-----------|--|--------------------------|
| 45 | | WARD LEAVING VIVA |
|-----------|--|--------------------------|

SURGERY (SU)

Each group of students will be posted in SU (as per Batch distribution) for seven (07) Weeks, as per new guidelines Dated: 01 Aug 2023 (Monday to Friday 10:30 AM to 01:30 PM).

| Dates | Batches | Dates | Batches | Dates | Batches | Dates | Batches |
|---------------|----------------|-----------------|----------------|------------------|----------------|-----------------|----------------|
| 22 Nov-28 Nov | B | 03 May -17 May | B | 17 July-23 July | B | 21 Aug-04 Sept | B |
| 29 Nov-04 Dec | C | 18 May- 01 June | C | 24 July -30 July | C | 05 sept-19 Sept | C |
| 05 Dec-11 Dec | D | 02 June-16 June | D | 31 july-06 Aug | D | 20 Sept-04 Oct | D |
| 12 Dec-18 Dec | E | 17 June-01 July | E | 17Aug-13 Aug | E | 05 Oct-19 Oct | E |
| 19 Dec-25 Dec | A | 02 July-16 July | A | 14 Aug-20 Aug | A | 20 Oct-03 Nov | A |

Batch wise distribution according to Roll Numbers

| Batch | Roll Number | Batch | Roll Number |
|--------------|--------------------|--------------|--------------------|
| A | 1 to 30 | D | 91 to 120 |
| B | 31 to 60 | E | 121 to 150 |
| C | 61 to 90 | - | - |

| Day | Competency No | Activity by Learner | Formative Assessment method | Faculty |
|------------|----------------------|---|------------------------------------|----------------------------------|
| 1 | SU 5.2 | Elicit, document and present a history in a patient presenting with wounds. | Viva Voice / Skill Assessment | AS PER BATCH DISTRIBUTION |
| 2 | SU 5.2 | Elicit, document and present a history in a patient presenting with wounds. | Viva Voice / Skill Assessment | |
| 3 | SU 5.3 | Identify various types of wounds and present a history. | Viva Voice / Skill Assessment | |
| 4 | SU 5.3 | Identify various types of wounds and present a history. | Viva Voice / Skill Assessment | |
| 5 | SU 5.3 | Identify various types of wounds and present a history. | Viva Voice / Skill Assessment | |
| 6 | SU 10.2 | To observe the steps followed in obtaining an informed consent in a simulated environment | Viva Voice / Skill Assessment | |
| 7 | SU 10.2 | To observe the steps followed in obtaining an informed consent in a simulated environment | Viva Voice / Skill Assessment | |
| 8 | SU 10.3 | Observe common surgical procedures and assist in minor surgical procedures; Observe emergency lifesaving surgical procedures | Viva Voice / Skill Assessment | |
| 9 | SU 10.3 | Observe common surgical procedures and assist in minor surgical procedures; Observe emergency lifesaving surgical | Viva Voice / Skill Assessment | |

| | | | | |
|-----------|---------|---|-------------------------------|--|
| | | procedures | | |
| 10 | SU 10.3 | Observe common surgical procedures and assist in minor surgical procedures; Observe emergency lifesaving surgical procedures | Viva Voice / Skill Assessment | |
| 11 | SU 10.4 | Observe basic surgical Skills such as First aid including suturing and minor surgical procedures in simulated environment | Viva Voice / Skill Assessment | |
| 12 | SU 10.4 | Observe basic surgical Skills such as First aid including suturing and minor surgical procedures in simulated environment | Viva Voice / Skill Assessment | |
| 13 | SU 18.3 | Elicit history in a patient presenting with lump of skin and subcutaneous tissue. | Viva Voice / Skill Assessment | |
| 14 | SU 18.3 | Elicit history in a patient presenting with upper abdominal lump. | Viva Voice / Skill Assessment | |
| 15 | SU 18.3 | Elicit history in a patient presenting with lower abdominal lump. | Viva Voice / Skill Assessment | |
| 16 | SU 18.3 | Elicit history in a patient presenting with inguinoscrotal Swelling-I | Viva Voice / Skill Assessment | |
| 17 | SU 18.3 | Elicit history in a patient presenting with lump/swelling. | Viva Voice / Skill Assessment | |
| 18 | SU 22.3 | Elicit history in a patient presenting with midline Neck swelling | Viva Voice / Skill Assessment | |
| 19 | SU 22.3 | Elicit history in a patient presenting with midline Neck swelling | Viva Voice / Skill Assessment | |
| 20 | SU 22.3 | Elicit history in a patient presenting with | Viva Voice / Skill Assessment | |

| | | | | |
|-----------|---------|--|-------------------------------|--|
| | | lateral Neck swelling | | |
| 21 | SU 11.3 | Observe maintenance of an airway in a mannequin or Equivalent | Viva Voice / Skill Assessment | |
| 22 | SU 11.3 | Observe maintenance of an airway in a mannequin or Equivalent | Viva Voice / Skill Assessment | |
| 23 | SU 12.2 | To Observe the methods of estimation and replacement of the fluid and electrolyte requirements in the surgical patient | Viva Voice / Skill Assessment | |
| 24 | SU 12.2 | To Observe the methods of estimation and replacement of the fluid and electrolyte requirements in the surgical patient | Viva Voice / Skill Assessment | |
| 25 | SU 5.2 | Elicit history in a patient presenting with sinus. | Viva Voice / Skill Assessment | |
| 26 | SU 5.2 | Elicit history in a patient presenting with sinus. | Viva Voice / Skill Assessment | |
| 27 | SU 5.2 | Elicit history in a patient presenting with sinus. | Viva Voice / Skill Assessment | |
| 28 | SU 5.2 | Elicit history in a patient presenting with fistula | Skill Assessment | |
| 29 | SU 5.2 | Elicit history in a patient presenting with fistula | Skill Assessment | |
| 30 | SU 5.2 | Elicit history in a patient presenting with fistula | Skill Assessment | |
| 31 | SU 18.3 | Observe the clinical examination of surgical patient having ulcers | Skill Assessment | |

| | | | | |
|----|---------|--|-------------------------------|--|
| 32 | SU 18.3 | Observe the clinical examination of surgical patient having ulcers | Skill Assessment | |
| 33 | SU 25.5 | Elicit history in a patient presenting with breast lump- benign | Viva Voice / Skill Assessment | |
| 34 | SU 25.5 | Elicit history in a patient presenting with breast lump- malignant | Viva Voice / Skill Assessment | |
| 35 | | WARD LEAVING VIVA | | |

OBSTETRICS & GYNECOLOGY (OG)

Each group of students will be posted in OG (as per Batch distribution) for seven (07) Weeks, as per new guidelines Dated: 01 Aug 2023 (Monday to Friday 10:30 AM to 01:30 PM).

| Dates | Batches | Dates | Batches | Dates | Batches | Dates | Batches |
|---------------|----------------|-----------------|----------------|------------------|----------------|-----------------|----------------|
| 22 Nov-28 Nov | C | 03 May -17 May | C | 17 July-23 July | C | 21 Aug-04 Sept | C |
| 29 Nov-04 Dec | D | 18 May- 01 June | D | 24 July -30 July | D | 05 sept-19 Sept | D |
| 05 Dec-11 Dec | E | 02 June-16 June | E | 31 july-06 Aug | E | 20 Sept-04 Oct | E |
| 12 Dec-18 Dec | A | 17 June-01 July | A | 17Aug-13 Aug | A | 05 Oct-19 Oct | A |
| 19 Dec-25 Dec | B | 02 July-16 July | B | 14 Aug-20 Aug | B | 20 Oct-03 Nov | B |

Batch wise distribution according to Roll Numbers

| Batch | Roll Number | Batch | Roll Number |
|--------------|--------------------|--------------|--------------------|
| A | 1 to 30 | D | 91 to 120 |
| B | 31 to 60 | E | 121 to 150 |
| C | 61 to 90 | - | - |

| Day | Competency No | Activity by Learner | Formative Assessment method | Faculty |
|------------|----------------------|---|------------------------------------|----------------------------------|
| 1. | OG 8.2 | Demonstrate & Show how to enquire and present an obstetric history, Menstrual history, LMP. | Viva voce / Skill assessment | AS PER BATCH DISTRIBUTION |
| 2. | OG 8.2 | Demonstrate & Show how to enquire and present an obstetric history, Menstrual history, LMP. | Viva voce / Skill assessment | |
| 3. | OG 8.2 | To elicit Previous obstetric history, co morbid conditions, Past medical history and Surgical history | Viva Voce | |
| 4. | OG 8.2 | To elicit Previous obstetric history, co morbid conditions, Past medical history and Surgical history | Viva Voce | |
| 5. | OG 8.1 | To demonstrate assessment of period of gestation and document Antenatal care | Viva voce / Skill assessment | |
| 6. | OG 8.1 | To demonstrate assessment of period of gestation and document Antenatal care | Viva voce / Skill assessment | |
| 7. | OG 5.2 | Totake immunization history in Pregnancy | Viva voce | |
| 8. | OG 5.2 | Totake immunization history in Pregnancy | | |

| | | | | |
|------------|--------|--|------------------------------|--|
| | | | Viva voce | |
| 9. | OG 6.1 | To Identify clinical features of Pregnancy | Viva voce / Skill assessment | |
| 10. | OG 6.1 | To Identify clinical features of Pregnancy | Viva voce / Skill assessment | |
| 11. | OG 6.1 | To Identify clinical features of Pregnancy | Viva voce / Skill assessment | |
| 12. | OG 8.3 | To observe an obstetrical examination including general examination, abdominal examination | Viva voce / Skill assessment | |
| 13. | OG 8.3 | To observe an obstetrical examination including general examination, abdominal examination | Viva voce / Skill assessment | |
| 14. | OG 8.3 | To observe an obstetrical examination including general examination, abdominal examination | Viva voce / Skill assessment | |
| 15. | OG 8.4 | To observe clinical monitoring of maternal and fetal well being | Viva voce / Skill assessment | |
| 16. | OG 8.4 | To observe clinical monitoring of maternal and fetal well being | Viva voce / Skill assessment | |
| 17. | OG 8.6 | To Design and Demonstrate how to counsel a | | |

| | | | | |
|------------|---------|--|------------------------------|--|
| | | patient in a simulated environment regarding appropriate nutrition in Pregnancy | Viva voce | |
| 18. | OG 8.6 | To Design and Demonstrate how to counsel a patient in a simulated environment regarding appropriate nutrition in Pregnancy | Viva voce | |
| 19. | OG 14.1 | To demonstrate the diameters of maternal pelvis and its type in a simulated environment | Skill assessment | |
| 20. | OG 14.1 | To demonstrate the diameters of maternal pelvis and its type in a simulated environment | Skill assessment | |
| 21. | OG 14.2 | To observe and elicit mechanism of normal labor and obstructed labor, in a simulated environment | Skill assessment | |
| 22. | OG 15.2 | To observe and assist in the performance of an episiotomy in a simulated environment | Viva voce / Skill assessment | |
| 23. | OG 15.2 | To observe and assist in the performance of an episiotomy in a simulated environment | Viva voce / Skill assessment | |
| 24. | OG 16.3 | To observe monitoring of fetal well being through ultrasound and fetal Doppler, and identify intrauterine growth retardation | Viva voce | |

| | | | | |
|------------|----------|---|------------------|--|
| 25. | OG 17.2 | To observe and elicit care of the breast and technique of breast feeding in a simulated environment | Skill assessment | |
| 26. | OG 17.2 | To observe and elicit care of the breast and technique of breast feeding in a simulated environment | Skill assessment | |
| 27. | OG 23.1 | To identify the features of abnormal puberty | Viva Voce | |
| 28. | OG 27.4 | To observe and document history taking in a patient of pelvic inflammatory disease | Viva Voce | |
| 29. | OG 35.17 | To observe the correct technique of urinary catheterization in a simulated / Supervised environment | Skill assessment | |
| 30. | OG 35.17 | To observe the correct technique of urinary catheterization in a simulated / Supervised environment | Skill assessment | |
| 31. | OG 35.6 | To demonstrate the ethical behavior in all aspects of medical practice. | Skill assessment | |
| 32. | OG 35.7 | To observe and Show how to obtain informed consent for any examination and any procedure | Skill assessment | |
| 33. | OG 35.7 | To observe and Show how to obtain informed consent for any examination and any procedure | Skill assessment | |

| | | | | |
|------------|---------|--|----------|--|
| 34. | OG 35.8 | To Complete case record with all necessary details | Log Book | |
| 35. | | WARD LEAVING VIVA | | |

PAEDIATRICS (PE)

Each group of students will be posted in PE (as per Batch distribution) for four (04) Weeks, as per new guidelines Dated: 01 Aug 2023 (Monday to Friday 10:30 AM to 01:30 PM).

| Dates | Batches | Dates | Batches |
|-------------------|----------------|-----------------|----------------|
| 04 Nov-03 Dec | D | 21 Aug-04 Sept | D |
| 04 Dec-02 Jan | E | 05 sept-19 Sept | E |
| 03 Jan- 02 March | A | 20 Sept-04 Oct | A |
| 03 March-02 April | B | 05 Oct-19 Oct | B |
| 03 April – 02 May | C | 20 Oct-03 Nov | C |

Batch wise distribution according to Roll Numbers

| Batch | Roll Number | Batch | Roll Number |
|--------------|--------------------|--------------|--------------------|
| A | 1 to 30 | D | 91 to 120 |
| B | 31 to 60 | E | 121 to 150 |
| C | 61 to 90 | - | - |

| Day | Competency No | Activity by Learner | Formative Assessment method | Faculty |
|------------|----------------------|--|------------------------------------|----------------------------------|
| 1. | PE 1.3 | To observe and show parameters used for assessment of physical growth in infants, children's and Adolescents | Skill Assessments | |
| 2. | PE 1.3 | To observe and show parameters used for assessment of physical growth in infants, children's and Adolescents | Skill Assessments | |
| 3. | PE 1.4 | To identify and document Anthropometric measurements, growth charts | Logbook | AS PER BATCH DISTRIBUTION |
| 4. | PE 1.4 | To identify and document Anthropometric measurements, growth charts | Logbook | |
| 5. | PE 1.7 | To observe and document developmental assessment | Logbook | |
| 6. | PE 1.7 | To observe and document developmental assessment | Logbook | |
| 7. | PE 2.5 | To observe and take history of a child with short stature | Skill Assessment | |
| 8. | PE 2.5 | To observe and take history of a child with short stature | Skill Assessment | |
| 9. | PE 3.3 | To present a history of a child with developmental delay | Skill Assessment / Viva Voce | |
| 10. | PE 3.3 | To present a history of a child with developmental delay | Skill Assessment / | |

| | | | | |
|-----|--------------|--|------------------------------|--|
| | | | Viva Voce | |
| 11. | PE 3.3 | To present a history of a child with developmental delay | Skill Assessment / Viva Voce | |
| 12. | PE 3.3 | To present a history of a child with developmental delay | Skill Assessment / Viva Voce | |
| 13. | PE 3.3 | To present a history of a child with developmental delay | Skill Assessment / Viva Voce | |
| 14. | PE 6.9 | To elicit history and observe examination of a routine Adolescent health checkup | Skill Assessment / Viva Voce | |
| 15. | PE 6.9 | To elicit history and observe examination of a routine Adolescent health checkup | Skill Assessment / Viva Voce | |
| 16. | PE 6.11 | To document visit to the Adolescent Clinic | Logbook | |
| 17. | PE 6.11 | To document visit to the Adolescent Clinic | Logbook | |
| 18. | PE 9.4 | To observe and present an appropriate nutritional history | Skill Assessment | |
| 19. | PE 9.4 | To observe and present an appropriate nutritional history | Skill Assessment | |
| 20. | WARD LEAVING | | | |

COMMUNITY MEDICINE (CM)

Each group of students will be posted in CM (as per Batch distribution) for four (04) Weeks, as per new guidelines Dated: 01 Aug 2023 (Monday to Friday 10:30 AM to 01:30 PM).

| Dates | Batches | Dates | Batches |
|-------------------|----------------|------------------|----------------|
| 04 Nov-03 Dec | E | 17 July-23 July | E |
| 04 Dec-02 Jan | A | 24 July -30 July | A |
| 03 Jan- 02 March | B | 31 july-06 Aug | B |
| 03 March-02 April | C | 17Aug-13 Aug | C |
| 03 April – 02 May | D | 14 Aug-20 Aug | D |

Batch wise distribution according to Roll Numbers

| Batch | Roll Number | Batch | Roll Number |
|--------------|--------------------|--------------|--------------------|
| A | 1 to 30 | D | 91 to 120 |
| B | 31 to 60 | E | 121 to 150 |
| C | 61 to 90 | - | - |

| Day | Competency No | Activity by Learner | Formative Assessment method | Faculty |
|------------|----------------------|--|------------------------------------|----------------------------------|
| 1 | CM 2.1 | Describe the steps and perform clinico socio-cultural and demographic assessment of the individual, family and community (Role Play) | Logbook / Portfolio | AS PER BATCH DISTRIBUTION |
| 2 | CM 17.5 | VISIT TO CHC (Field Visit) | Logbook / Portfolio | |
| 3 | CM2.2 | Demonstrate in a simulated environment the correct assessment of socio-economic status, family (types), its role in health and disease (PBL) | Logbook / Portfolio | |
| 4 | CM17.5 | VISIT TO PHC (Field Visit) | Logbook / Portfolio | |
| 5 | CM2.3 | Demonstrate in a simulated environment the assessment of barriers to good health and health seeking behaviour (Role Play) | Logbook / Portfolio | |
| 6 | CM3.2 | Estimation of chlorine demand/residual chlorine content of drinking water, OT test (DOAP) | Logbook / Portfolio | |
| 7 | CM3.2 | Demonstration of environmental instruments (SGD/DOAP) | Logbook / Portfolio | |
| 8 | CM3.2 | Demonstration of environmental models (Visit To Museum) | | |
| 9 | CM17.5 | Visit To Anganwadi /Sub centre (Field Visit) | Logbook / Portfolio | |

| | | | | |
|----|-------|---|---------------------|--|
| 10 | CM3.5 | Describe the standards of housing and the effect of housing on health (Crossover) | | |
| 11 | CM3.4 | Visit To Sewage T/T Plant (Field Visit) | Logbook / Portfolio | |
| 12 | CM3.7 | Identify and describe the identifying features of vectors of Public Health importance and their control measures – I (DOAP) | Logbook / Portfolio | |
| 13 | CM3.7 | Identify and describe the identifying features of vectors of Public Health importance and their control measures – II (SGD/DOAP) | Logbook / Portfolio | |
| 14 | CM4.2 | Organize a health promotion, education/ counselling activity at individual/family/community settings(SGD/ Role play) | Logbook / Portfolio | |
| 15 | CM8.1 | Visit To A Factory (Field Visit) | Logbook / Portfolio | |
| 16 | CM4.3 | Demonstrate and describe the steps in evaluation of health promotion and education program (PBL) | Logbook / Portfolio | |
| 17 | CM8.1 | Visit To A Factory (Field Visit) | Logbook / Portfolio | |
| 18 | CM5.2 | Demonstrate the correct method of performing a nutritional assessment of individuals by using the appropriate method (CBL/Role Play) | Logbook / Portfolio | |
| 19 | CM5.2 | Demonstrate the correct method of performing a nutritional assessment of families and community by using the appropriate method (PBL/Role Play) | Logbook / Portfolio | |
| 20 | | WARD LEAVING VIVA | | |

ORTHOPAEDICS (OR)

Each group of students will be posted in OR (as per Batch distribution) for two (02) Weeks, as per new guidelines Dated: 01 Aug 2023 (Monday to Friday 10:30 AM to 01:30 PM).

| Dates | Batches | Dates | Orthopaedics (OR) |
|-----------------|---------|-----------------|-------------------|
| 03 May -17 May | D | 21 Aug-04 Sept | E |
| 18 May- 01 June | E | 05 sept-19 Sept | A |
| 02 June-16 June | A | 20 Sept-04 Oct | B |
| 17 June-01 July | B | 05 Oct-19 Oct | C |
| 02 July-16 July | C | 20 Oct-03 Nov | D |

Batch wise distribution according to Roll Numbers

| Batch | Roll Number | Batch | Roll Number |
|-------|-------------|-------|-------------|
| A | 1 to 30 | D | 91 to 120 |
| B | 31 to 60 | E | 121 to 150 |
| C | 61 to 90 | - | - |

| Day | Competency No | Activity by Learner | Formative Assessment method | Faculty |
|-----|-------------------------------------|---|-----------------------------|---------------------------|
| 1 | OR1.1 | Observe & assist (OA) in demonstration of management of Trauma victim on mannequins /simulated patients | Viva voce | AS PER BATCH DISTRIBUTION |
| 2 | OR2.15 | Identify various complications of fractures | | |
| 3 | OR2.15.1 | Elicitation of fracture sign & symptoms | Viva voce | |
| 4 | OR2.15.2 | Identify Compartment Syndrome | Viva voce | |
| 5 | OR2.15.3,15.4 | Identify Mal-union, Identify Non-union | Viva voce | |
| 6 | OR 13.1 | Observe, assist & perform (OAP) application of Plaster on mannequins /simulated patients | | |
| 7 | OR13.1.1 OR13.1.2 OR13.1.3 | What is Plaster of Paris & its uses Observe, assist & perform (OAP) application of above Elbow Plaster Observe, assist & perform (OAP) application of below knee & above knee Plaster | OSCE / Viva voce | |
| 8 | OR 13.1.4 OR 13.1.5 OR 13.1.6 | What is Splint, its uses & functions Observe, assist & perform (OAP) splinting of long bone fractures on Thomas Splint Observe, assist & perform (OAP) Strapping for Clavicle Trauma | OSCE / Viva voce | |
| 9 | OR 1.5 | Demonstration of Clinical signs of dislocation of shoulder/knee/hip | Viva voce | |
| 10 | WARD LEAVING | | | |

DERMATOLOGY (DR)

Each group of students will be posted in DR (as per Batch distribution) for two (02) Weeks, as per new guidelines Dated: 01 Aug 2023 (Monday to Friday 10:30 AM to 01:30 PM).

| Dates | Batches |
|-----------------|----------------|
| 03 May -17 May | E |
| 18 May- 01 June | A |
| 02 June-16 June | B |
| 17 June-01 July | C |
| 02 July-16 July | D |

Batch wise distribution according to Roll Numbers

| Batch | Roll Number | Batch | Roll Number |
|--------------|--------------------|--------------|--------------------|
| A | 1 to 30 | D | 91 to 120 |
| B | 31 to 60 | E | 121 to 150 |
| C | 61 to 90 | - | - |

| Day | Competency No | Activity by Learner | Formative Assessment method | Faculty |
|-----|---------------|---|------------------------------|---------------------------|
| 1 | DR 1.2 | Identify and document common Types of Acne | Viva Voce / Logbook | AS PER BATCH DISTRIBUTION |
| 2 | DR 2.1 | To observe and identify Hyperpigmented regions | Skill Assessment | |
| 3 | DR 3.1 | To observe and perform history taking in a Patient with Psoriasis | Skill Assessment / Viva Voce | |
| 4 | DR 5.2 | To present a history in a patient presenting with Scabies | Skill Assessment / Viva Voce | |
| 5 | DR 6.2 | To identify Skin lesions of Pediculosis | Skill Assessment | |
| 6 | DR 7.2 | To observe and elicit history taking in Fungal infections (Candida) | Skill Assessment / Viva Voce | |
| 7 | DR 8.2, 8.3 | To identify lesions of Viral infections of Skin | Skill Assessment / Viva Voce | |
| 8 | DR 12.3, 12.6 | To identify and document skin lesions of Eczema, Dermatitis | Viva Voce / Logbook | |
| 9 | DR 14.2 | To observe skin lesions of Urticaria | Skill Assessment / Viva Voce | |
| 10 | WARD LEAVING | | | |

DENTISTRY (DE)


Each group of students will be posted in DE (as per Batch distribution) for one (01) Weeks, as per new guidelines Dated: 01 Aug 2023 (Monday to Friday 10:30 AM to 01:30 PM).

| Dates | Dentistry (DE) |
|------------------|-----------------------|
| 17 July-23 July | D |
| 24 July -30 July | E |
| 31 july-06 Aug | A |
| 17Aug-13 Aug | B |
| 14 Aug-20 Aug | C |


Batch wise distribution according to Roll Numbers

| Batch | Roll Number | Batch | Roll Number |
|--------------|--------------------|--------------|--------------------|
| A | 1 to 30 | D | 91 to 120 |
| B | 31 to 60 | E | 121 to 150 |
| C | 61 to 90 | - | - |

| Day | Competency No | Activity by Learner | Formative Assessment method | Faculty |
|-----|---------------|---|-----------------------------|---------------------------|
| 1 | DE 1.3,2.3 | Identify Dental caries Identify complete complement of teeth and identify missing teet | Skill assessment | AS PER BATCH DISTRIBUTION |
| 2 | DE 2.5 | Counsel patients on the importance of restoring missingteeth/tissues with respect to the benefits on oral and systemic health. | Viva Voce / Logbook | |
| 3 | DE 4.3 | Identify potential pre-cancerous /cancerous lesions | Skill assessment | |
| 4 | DE 5.3, 5.5 | Identify Periodontal disease Counsel patients with respect to oral hygiene, diet and the directbearing on systemic health and vice versa | Viva Voce / Logbook | |
| 5 | Ward Leaving | | | |



Dr. S.K Garg
Principal
NCRIMS



Dr. Shubha Srivastava
Coordinator, MEU & Curricu
NCRIMS